

A Diagrammatic Summary of Chart VI from *A Treatise on Cosmic Fire* (page 373)

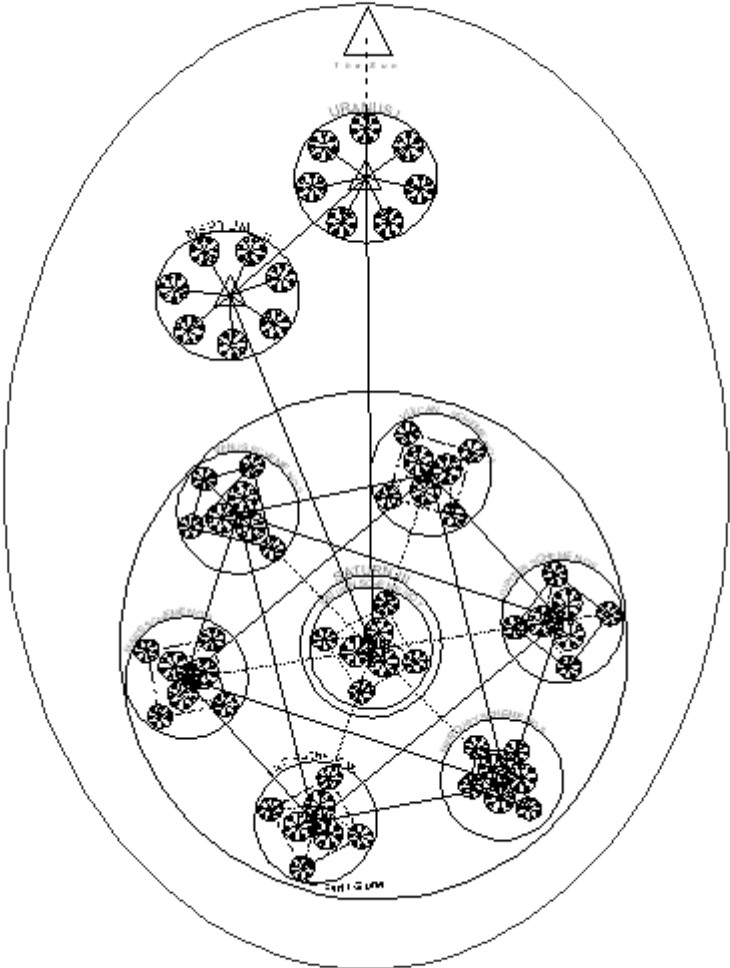
Commentary by Michael Robbins, Graphics by Bill Roche

DRAFT 2

as of 01/31/2007

Prepared by Bill Roche

January 31, 2007

Chart VI	
<p>The Divine Septenary hanging from the Triad thus forming the Decad and its permutations 7, 5, 4, 3. (S.D. Vol. I, pp. 259)</p>	<p>The diagram at the left depicts Chart VI as it appears on page 373 of <i>A Treatise on Cosmic Fire</i>.</p>
	<p>In the following pages of this summary, two things will come into play.</p>
	<p>First I will extract selected comments by Michael that pertain to this diagram. The comment are taken from his commentary S04S04 dated November 20, 2006.</p>
	<p>As is obvious, the chart is very complex and it is sometimes difficult to match up the commentary with a given portion of the chart configuration.</p>

Solar Septenary Chart - From the middle of the Third Root Race, at the Fourth Round, to "The Judgment Day" in the middle of the Fifth Round.

The Dense Physical Planets

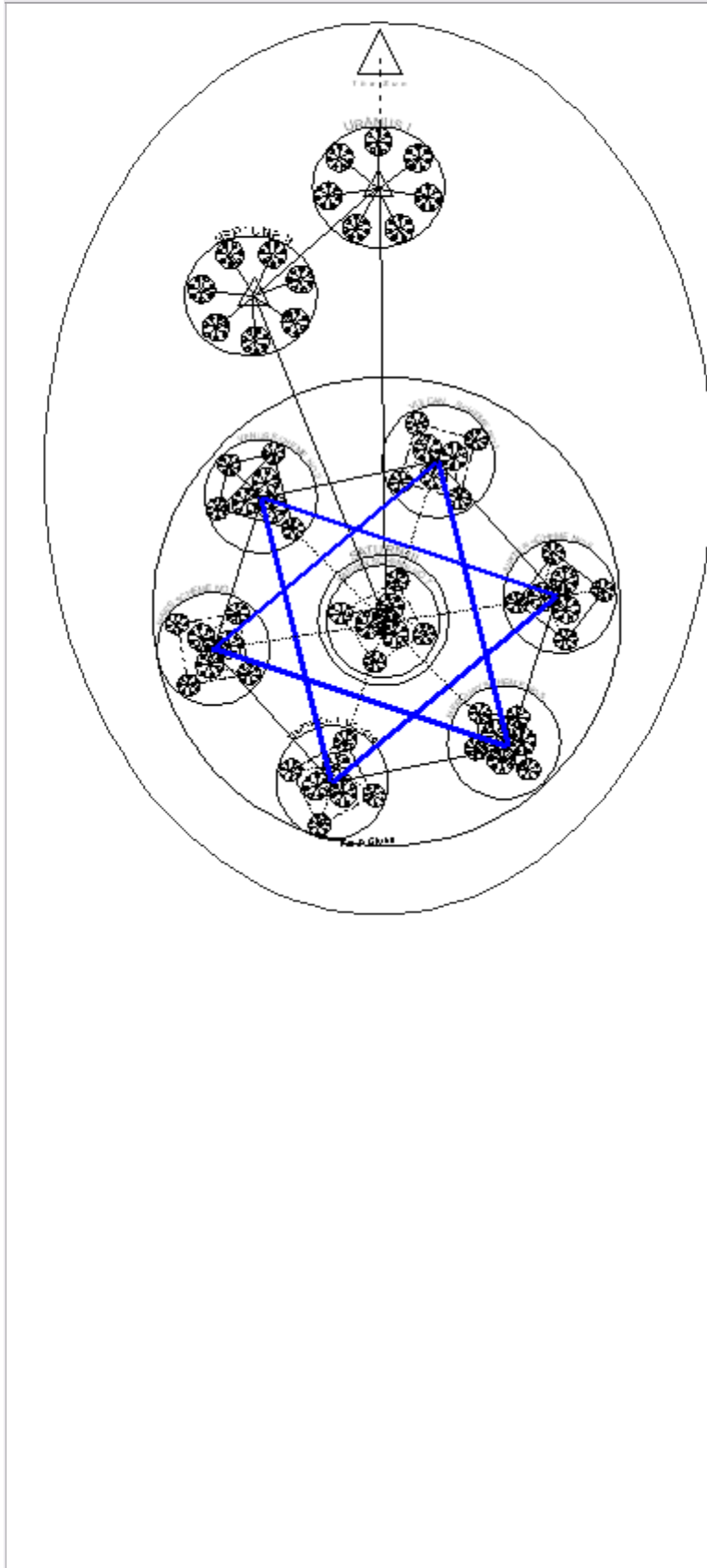
Earth... ..4 th Chain 4 th Globe	Mars.....4 th Chain 4 th Globe
Jupiter.....3rd Chain 4 th Globe	Vulcan 3rd Chain 4 th Globe
Saturn.....3rd Chain 4 th Globe	Venus....5 th Chain 5 th Globe
Mercury.....4th Chain 5 th Globe	

Therefore, along side the commentary, I will highlight those portions of Chart VI that pertain to the comments in question.

This should make the commentary very clear and, when finished, we will have covered the geometric configurations of Chart VI that Michael addresses in his commentary.

[All of S04S04 should be read for a more detailed understanding of this intriguing chart.](#)

Michael's comments are in blue, mine are in brackets.



Then there are equilateral triangles with continuous lines:

- a. Vulcan—Mars—Mercury
- b. Venus—Earth—Jupiter
- c. Mars—Mercury—Vulcan
- d. Earth—Jupiter—Venus
- e. Mercury—Vulcan—Mars
- f. Jupiter—Venus--Mars

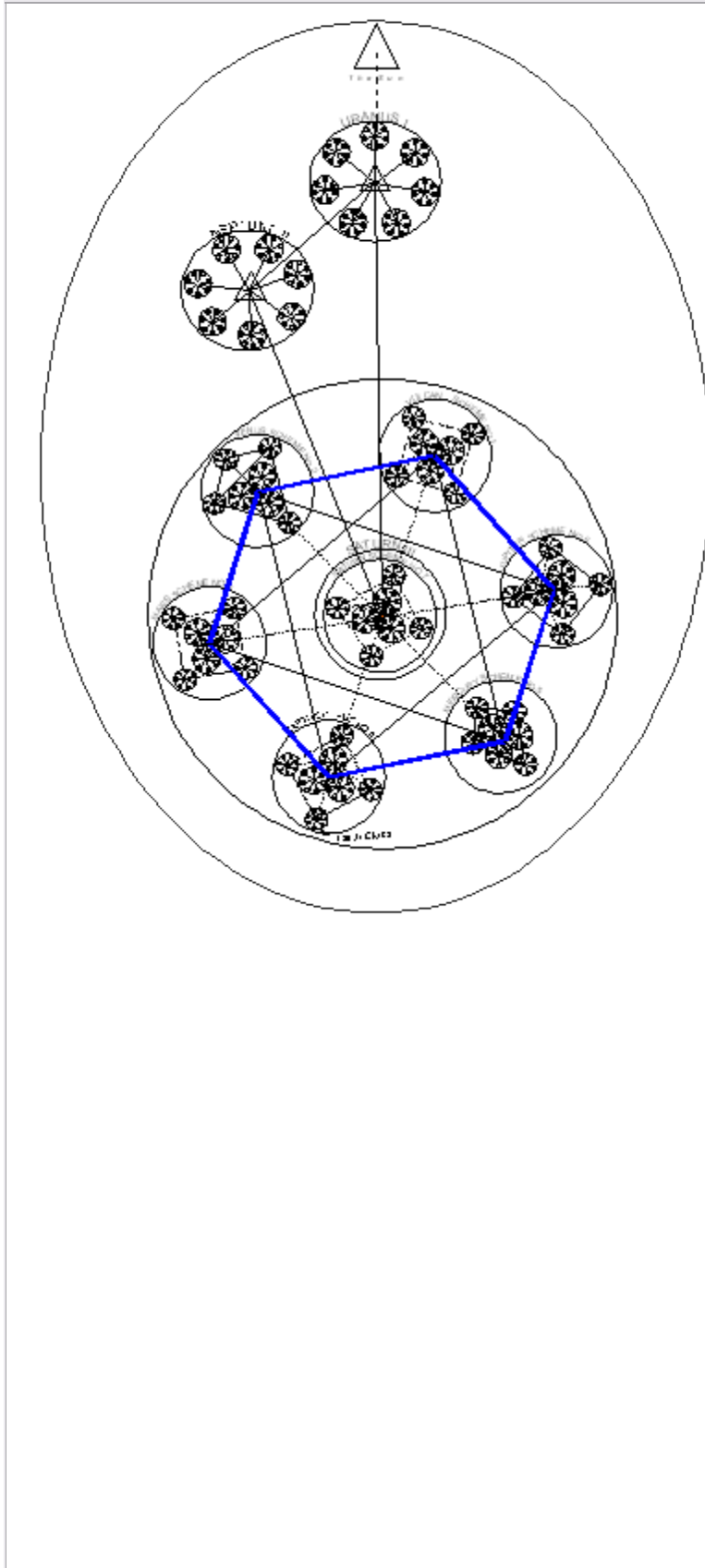
382 In a way there are only two equilateral triangles, but the six forms listed above shows different schemes occupying a kind of 'starting' or apex position. Given the six equilateral triangles, all schemes occupy every one of the three possible positions.

The triangle containing Vulcan, Mars and Mercury represents a harder line, and the Venus, Earth and Jupiter triangle a softer line.

384 Just as there are three forms of each of the two triangles (making six), there are also six six-pointed stars, every star involving *all* six schemes, but each star differently oriented.

385 Each such star could be analyzed according to the position taken by each scheme.

In the main six-pointed star Vulcan is placed at the highest



point and Earth at the lowest. Venus and Mars are to the upper left and lower left respectively, and Jupiter and Mercury are to the upper right and lower right respectively.

[The highlight shown here is examples *a* and *b* above]

From the geometrical perspective, we see different figures appearing within the 'greater Saturn' circle.

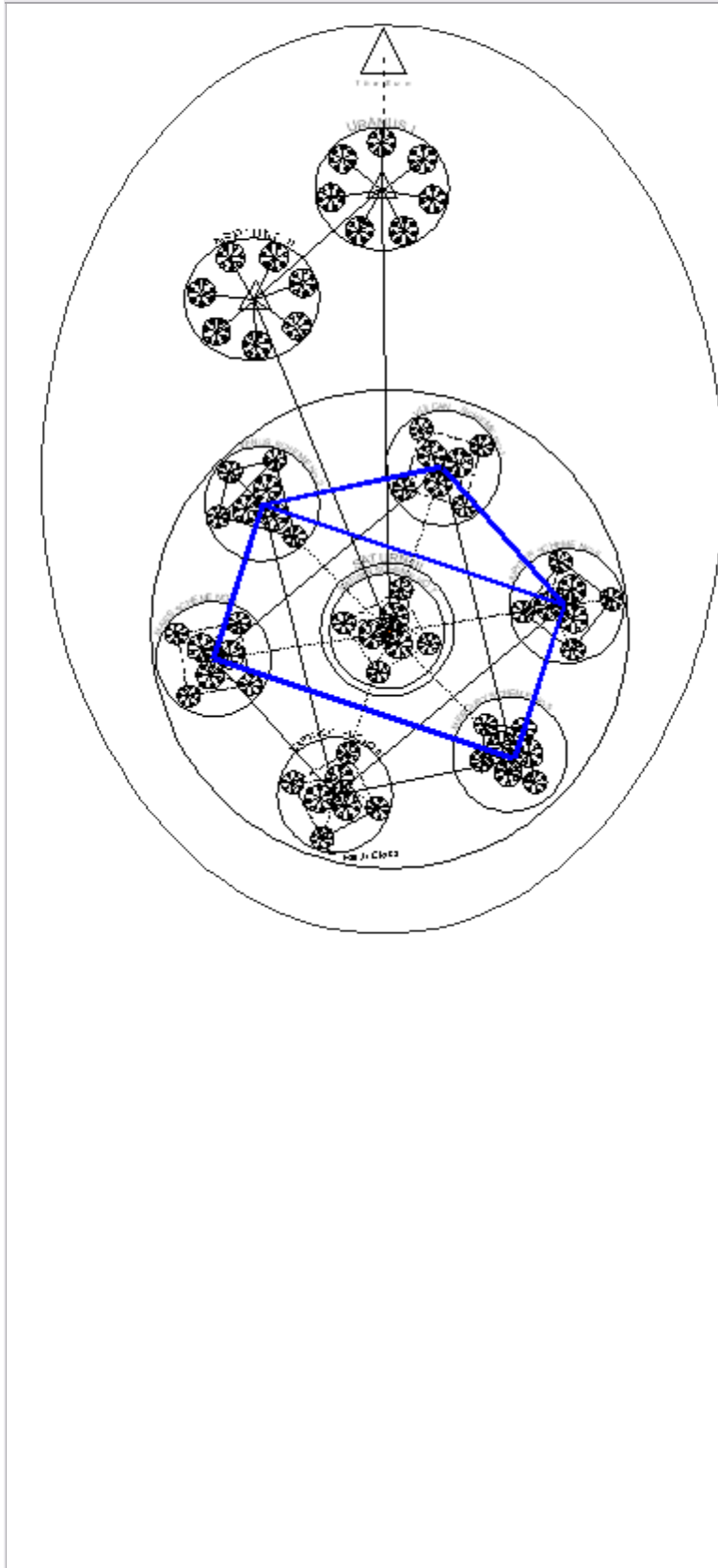
The hexagon is the largest figure and relates the circumferential six.

[It can easily be seen that this hexagon is formed by enclosing all the points of the six-pointed star.]

Just as there are six six-pointed stars, so there can be seen six five-sided figures (neither stars nor pentagrams), but five-sided, each looking something like an envelope (or, a Masonic Apron)—a triangle over a rectangle. From each such figure, one of the schemes will be left out.

[I have outlined one of the envelopes with a heavy line so that you can see it easily. As you rotate your eye around the configuration, you will be able to see five more such "envelopes."

In the envelope that I have outlined, the Earth is the scheme that is left out of this



five-sided polygon.

As the comment above says, one planet will be left out of the envelope configuration. The one left out is always the one at the bottom of the envelope.]

389 As well, there are six rectangles (four sided figures). Are they sacred rectangles?

390 These six are as follows:

g. Vulcan—Venus—Earth—Mercury

h. Venus—Mars—Mercury—Jupiter

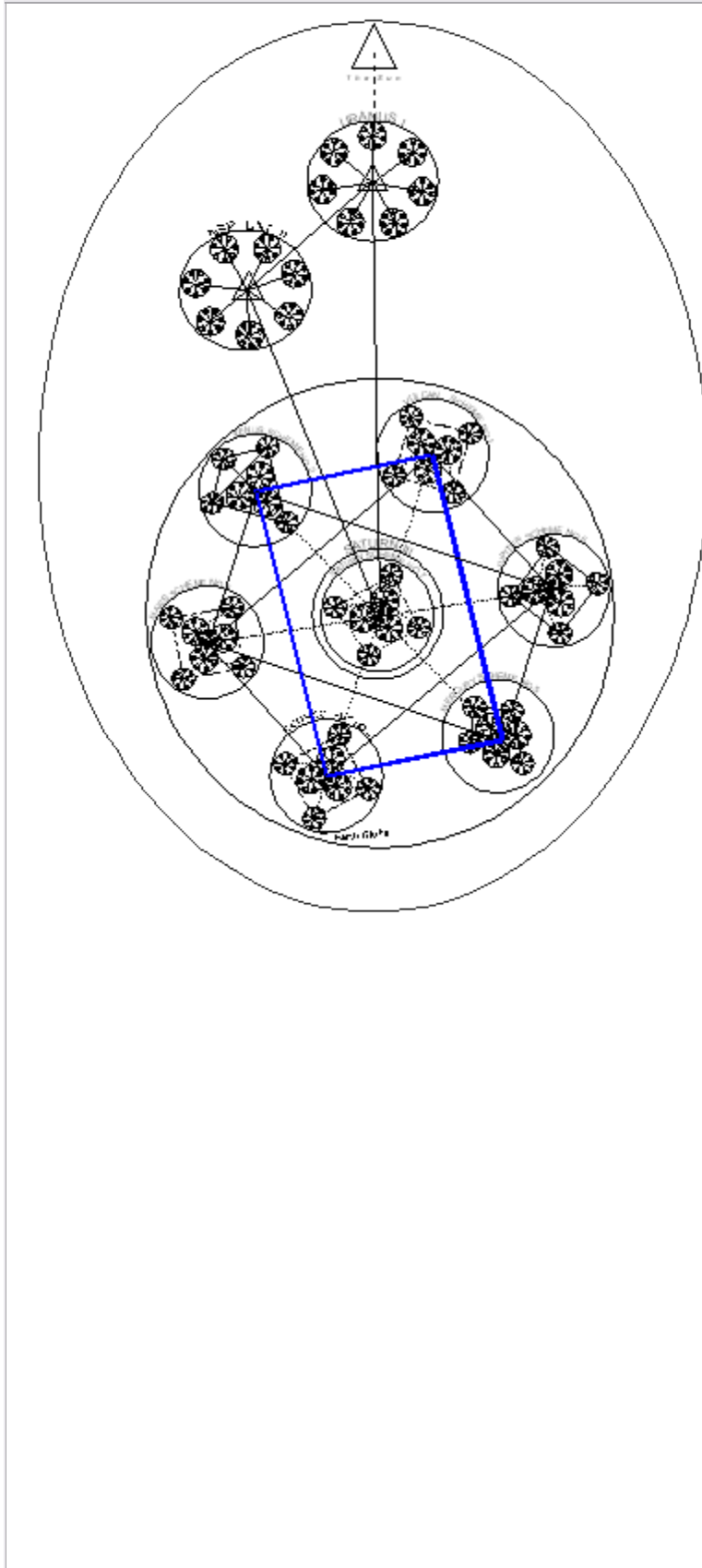
i. Mars—Earth—Jupiter—Vulcan

j. Earth—Mercury—Vulcan—Venus

k. Mercury—Jupiter—Venus—Mars

l. Jupiter—Venus—Mars—Mercury

Really, of course, there are



only three different rectangles.

m. From one of these rectangles Venus and Mercury are left out and so only those schemes which emphasize squares are to be found.

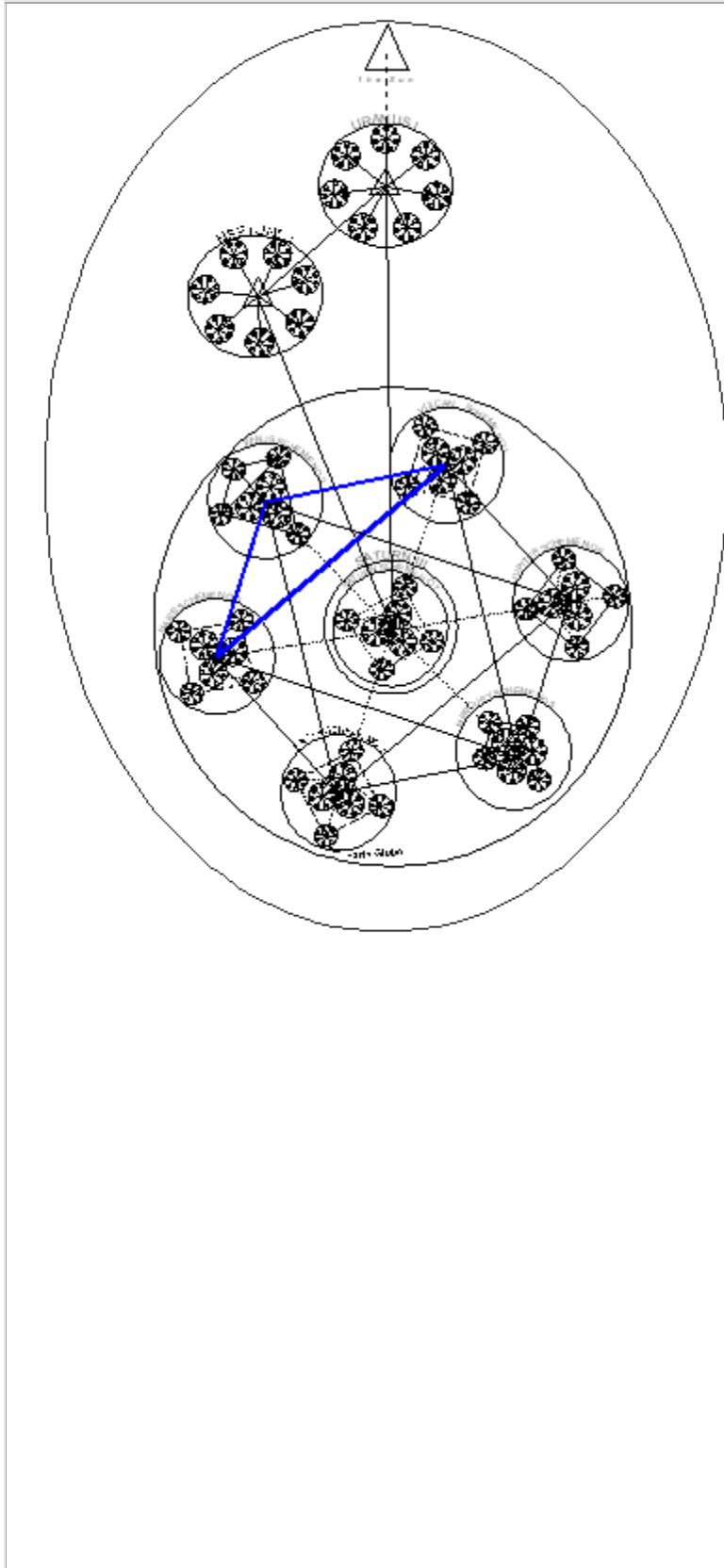
n. From the other rectangle, Vulcan and Earth are left out, and so the rectangle will lose something of the factor of concretion.

o. From yet another rectangle, Jupiter and Mars are left out, leaving the rectangle devoid of the more enthusiastic energies.

[I have outlined the Vulcan—Venus—Earth—Mercury rectangle with a heavy line so that you can see it easily. The other two rectangles are also easily seen.]

Continuing to consider the triangles formed by continuous lines, there are six minor or peripheral triangles and they are isosceles rather than equilateral.

- p. Vulcan—Venus—Mars
- q. Venus—Mars—Earth
- r. Mars—Earth—Mercury
- s. Earth—Mercury—Jupiter
- t. Mercury—Jupiter—Vulcan



u. Jupiter—Vulcan—Venus

All triangles will have their distinct potentials and all will have three modes of expression depending upon which planet (at any one time) represents the first, second or third aspects.

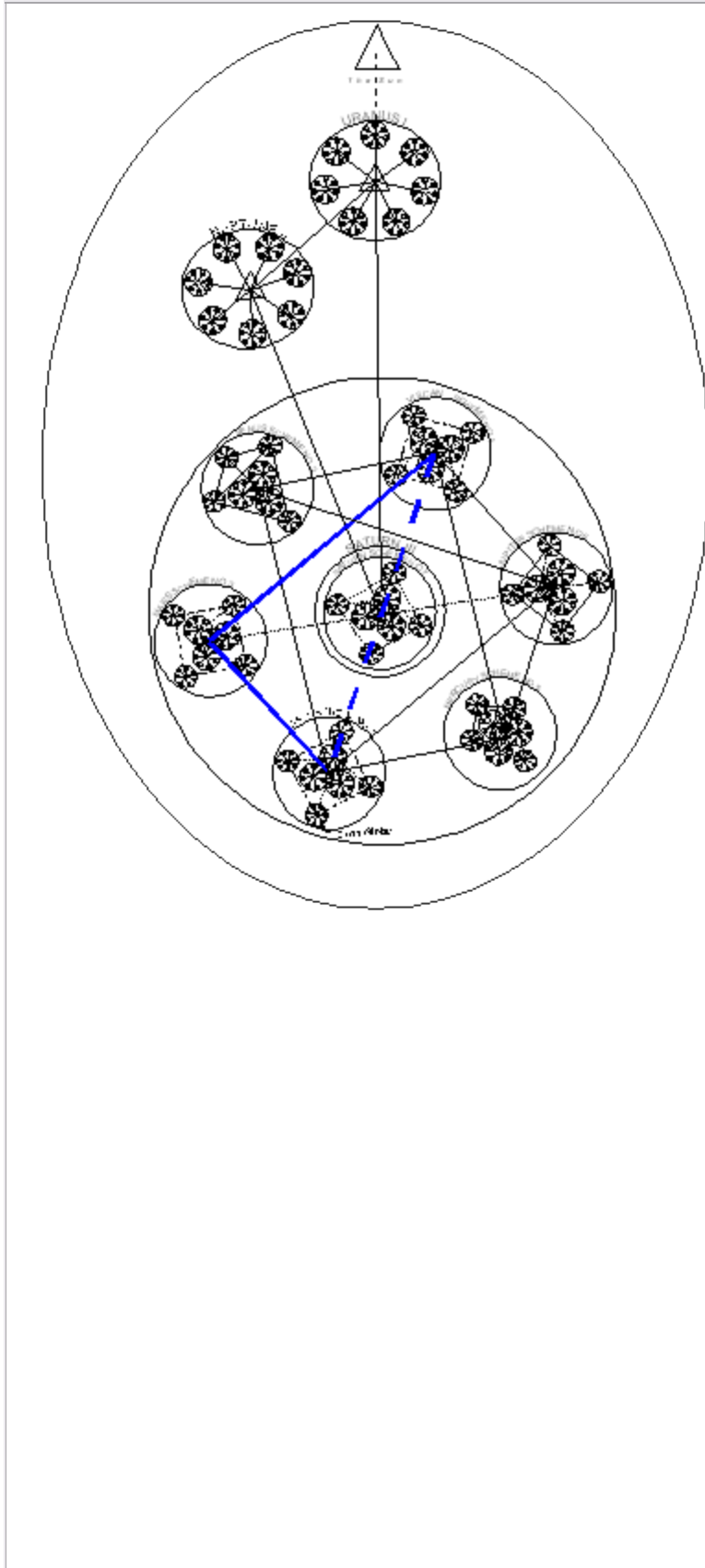
[Here I have outlined the Vulcan—Venus—Mars triangle with a heavy line so that you can identify it easily. The other five triangles are also easily identified if you trace the paths given in comment 392 above.]

We can now consider the dotted lines and the figures they generate when combined with the continuous lines.

A number of apparently 3/45 triangles are also formed as six kites are bisected. 3-4/5 triangles are sacred and 'Mercurial' (for the rays of Mercury are 3, 4 and 5—at least they are hypothesized to be such).

a. Vulcan—Mars—Earth

b. Venus—Mars—Mercury

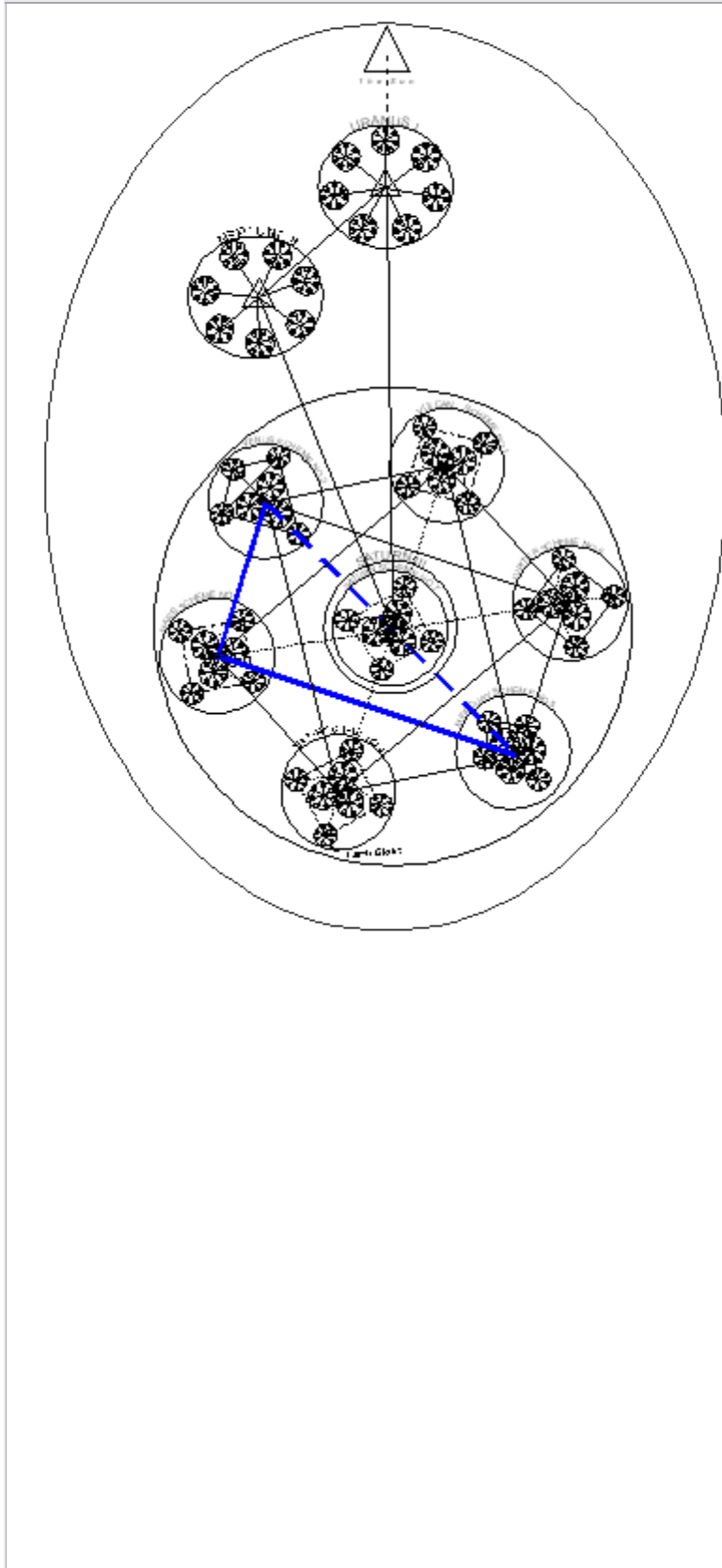


- c. Mars—Earth—Jupiter
- d. Earth—Mercury—Venus
- e. Mercury—Jupiter—Venus
- f. Jupiter—Vulcan--Mars

To deal with the meanings of these triangles is beyond the scope of the present analysis, but I have written a draft for a book in which all triangles are dealt with in their three (or six) permutations, for the wheel turns in two directions.

[Because these 3/45 bisected kites are not all that easy to see, I will show each of them on the following five pages. The one on this page is example a from the comment above.]

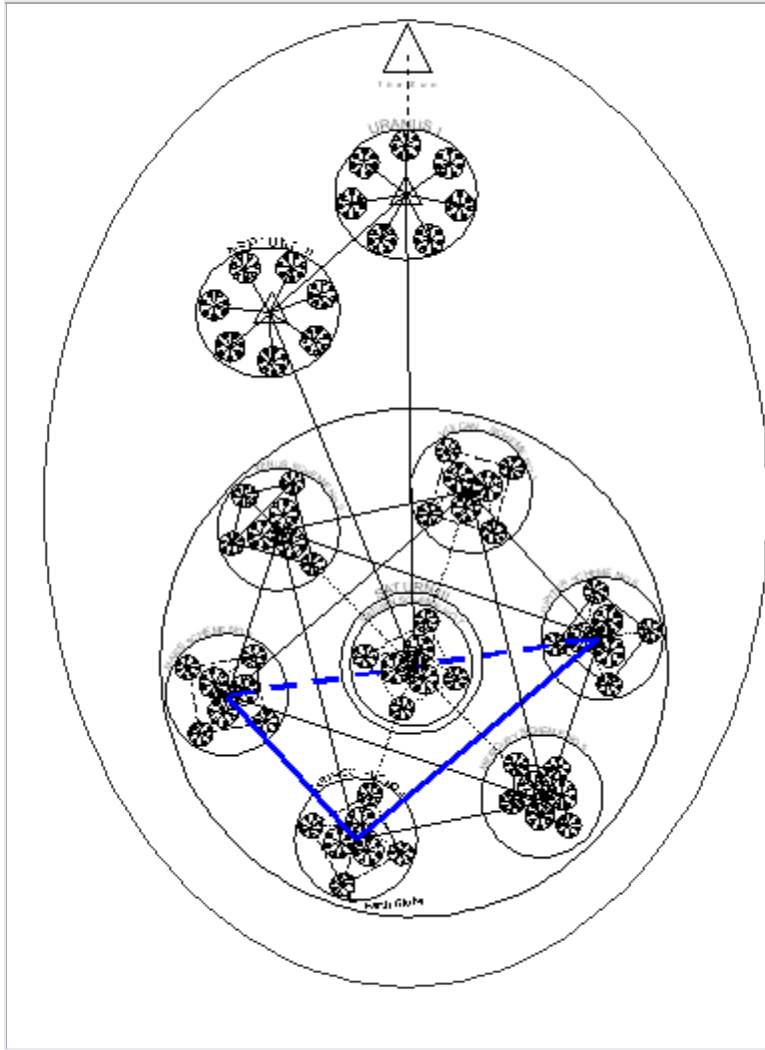
[The 3/45 bisected kite on this



page is example b: Venus—
Mars—Mercury.]

[The 3/45 bisected kite on this
page is example c: Mars—
Earth—Jupiter.]

[The 3/45 bisected kite on this
page is example d: Earth—
Mercury—Venus.]



[The 3/45 bisected kite on this page is example e: Mercury—Jupiter—Venus.]

[The 3/45 bisected kite on this page is example f: Jupiter—Vulcan—Mars.]

